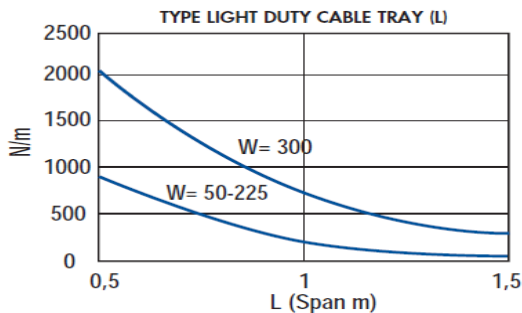
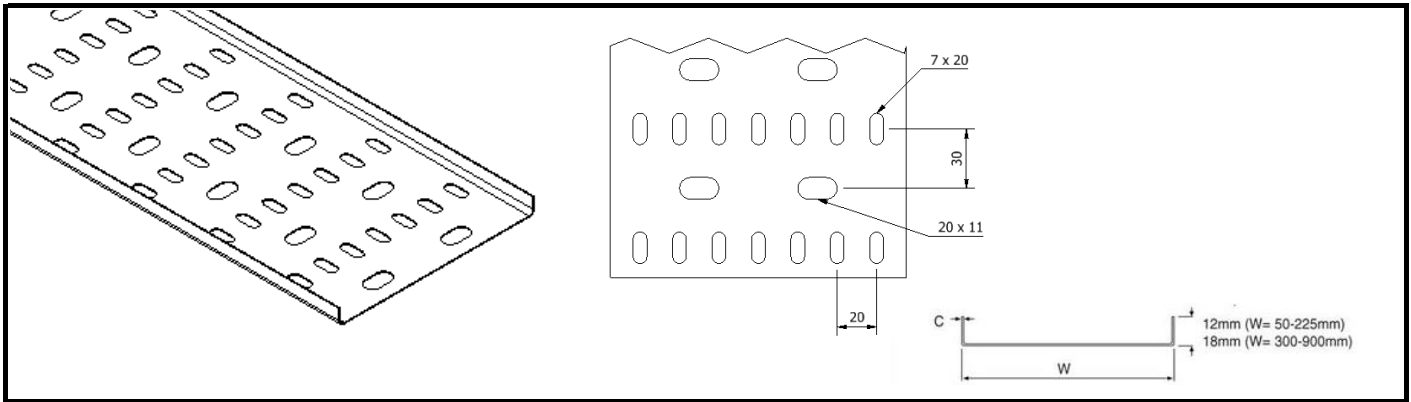


## Light Duty Cable Tray Straights

Date: Jan 2021



Load test according to CEI/IEC 61537:2007

Q = UDL (uniformly distributed load)

Safety Factor = 1.7

L = intermediate span

F = deflection = 1/100 of the intermediate span (max.)

S = splice location

Unistrut's load testing is in accordance with CEI/IEC 61537:2007. In practical terms this covers continuous/multi span installations, evenly loaded along the length of, and across the full width of the tray. The end spans in these installations should be reduced to 0.75 of the intermediate spans.

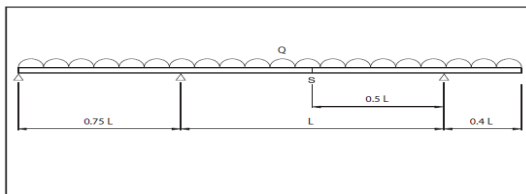
**DEFLECTION:** Unistrut's load and deflection figures are in accordance with CEI/IEC 61537:2007, with the characteristic deflection of Unistrut Cable Tray limited to span/100. and load figures inclusive of a safety factor of 1.7.

**ACCESSORIES:** To ensure adequate support, accessories should be supported locally.

**COUPLERS:** The loading and deflection tables for Unistrut Cable Tray assume that the couplers are located at the most onerous position within the span (i.e. mid span).

To maintain the load/deflection figures stated in the tables, the couplers should not be located in end spans or over support locations. Straight couplers were utilized for the testing of the medium and heavy duty cable trays. Only one pair of couplers should be installed per span.

Part No.	PG	Finish	HG	SS	W mm	B mm
TULL050/10	*	*	*	*	50	12
TULL075/10	*	*	*	*	75	12
TULL100/10	*	*	*	*	100	12
TULL150/10	*	*	*	*	150	12
TULL225/10	*	*	*	*	225	12
TULL300/15	*	*	*	*	300	18
TULL450/15	*	*	*	*	450	18
TULL600/20	*	*	*	*	600	18
TULL750/20	*	*	*	*	750	18
TULL900/20	*	*	*	*	900	18



### Material:

PG	Pre-Galvanised Steel to BS EN 10346 DX51D Z275-N-A-C
HG	Mild Steel to BS EN 10111 - DD11 or BS EN 10139 - DC01
DH	BS EN 10025 S275JO+AR+CL1 or equivalent/better - 2mm thick min. material.
SS	Stainless Steel - Hot Rolled to B.S.EN10088-2-1.4404+1D

### Finishes:

PG	Pre Galvanised to BS EN 10346 Z275 standard. 20µm thick typical.
HG	Hot Dip Galvanized - to BS EN ISO 1461: to a mean coating thickness (minimum) of 55 µm.
DH	Hot Dip Galvanized - to BS EN ISO 1461: to a mean coating thickness (minimum) of 85 µm.
	110 µm available upon request
SS	Stainless Steel self colour no finish.

### UNISTRUT HEALTH & SAFETY DATA SHEET REF'S:

No. 001 - PLAIN STEEL, PRE-GALVANIZED, GALVANIZED AND STAINLESS STEEL COMPONENTS

No. 099 - HOT DIP GALVANIZING (CHANNEL & COMPONENTS)

No. 102 - STEEL