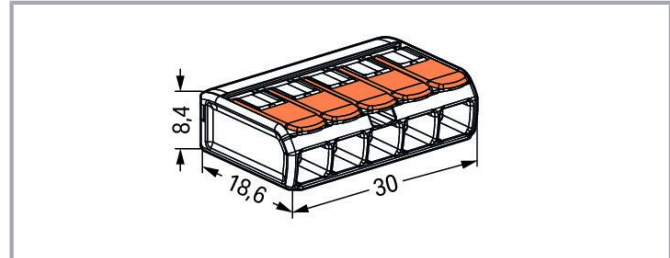


## Data sheet | Item number: 221-415

COMPACT Splicing Connector; for all conductor types; max. 4 mm<sup>2</sup>; 5-conductor; with levers; transparent housing; Surrounding air temperature: max 85°C (T85); 4,00 mm<sup>2</sup>; transparent

[www.wago.com/221-415](http://www.wago.com/221-415)



## Item description

Your Benefits:

- Ease of use – pull the lever up, insert a conductor and push the lever back down
- Available as 2-, 3- and 5-wire connectors
- Easily terminate conductors from 0.14 to 4 mm<sup>2</sup>
- Connect solid, stranded and fine-stranded conductors
- Time savings for installers and device manufacturers
- Quickly install devices with higher levels of power consumption
- Safely install long cable runs with larger conductor cross sections
- Mounting carrier for installation conforms to standards

—  
Subject to changes. Please also observe the further product documentation!

WAGO GmbH & Co. KG  
Hansastr. 27  
32423 Minden  
Phone: +49571 887-0 | Fax: +49571 887-169  
Email: [info.de@wago.com](mailto:info.de@wago.com) | Web: [www.wago.com](http://www.wago.com)

Do you have any questions about our products?  
We are always happy to take your call at +49 (571) 887-44222.



- Custom carriers are possible

## Data

## Notes

Safety information 1

in grounded power lines

## Electrical data

### Ratings per IEC/EN

Ratings per	EN 60664
Nominal voltage (II/2)	450 V
Rated surge voltage (II/2)	4 kV
Rated current	32 A
Legend (ratings)	(II / 2) Overvoltage category II / Pollution degree 2

### Ratings per UL

Approvals per	UL 486C
Rated voltage UL (Use Group C)	600 V
Rated current UL (Use Group C)	20 A

## Connection data

Total number of connection points	5
Total number of potentials	1

### Connection 1

Connection technology	CAGE CLAMP®
Actuation type	Lever
Connectable conductor materials	Copper
Nominal cross-section	4 mm²
Solid conductor	0.2 ... 4 mm² / 24 ... 12 AWG
Stranded conductor	0.2 ... 4 mm² / 24 ... 12 AWG
Fine-stranded conductor	0.14 ... 4 mm² / 24 ... 12 AWG
Strip length	11 mm / 0.43 inch
Wiring direction	Side-entry wiring

Subject to changes. Please also observe the further product documentation!



## Physical data

Width	30 mm / 1.181 inch
Height	8.6 mm / 0.327 inch
Depth	18.8 mm / 0.732 inch

## Material data

Note on material data	Information on material data can be found here
Color	transparent
Flammability class per UL94	V2
Fire load	0.075 MJ
Color of actuator	orange
Weight	4 g

## Environmental requirements

Surrounding air temperature (operation)	+85 °C
Continuous operating temperature	105 °C
Temperature marking per EN 60998	T85

## Commercial data

Product Group	7 (Push Wire Conn.)
PU (SPU)	250 (25) Stück
Packaging type	box
Country of origin	DE
GTIN	4055143234658
Customs tariff number	85369010000

## Approvals / Certificates



### Country specific Approvals

Logo	Approval	Additional Approval Text	Certificate name
CCA	CCA DEKRA Certification B.V.	EN 60998	NTR NL-7827
	KEMA/KEUR DEKRA Certification B.V.	EN 60998	71-113253


Subject to changes. Please also observe the further product documentation!



## Ship Approvals

Logo	Approval	Additional Approval Text	Certificate name
	<b>ABS</b> American Bureau of Shipping	-	18- HG1755093- PDA
	<b>DNV GL</b> Det Norske Veritas, Germanischer Lloyd	EN 60998	TAE000015T
	<b>LR</b> Lloyds Register	EN 60998	04/20013 (E8)

## UL-Approvals

Logo	Approval	Additional Approval Text	Certificate name
	<b>UL</b> UL International Germany GmbH	UL 486C	E69654

## Optional accessories

## Jumpers

Jumper		
	<b>Item no.: 221-941</b> Jumper; for conductor entry; 2-way; insulated; dark gray	<a href="http://www.wago.com/221-941">www.wago.com/221-941</a>
	<b>Item no.: 221-941/000-006</b> Jumper; for conductor entry; 2-way; insulated; blue	<a href="http://www.wago.com/221-941/000-006">www.wago.com/221-941/000-006</a>
	<b>Item no.: 221-942</b> Jumper; for conductor entry; 2-way; insulated; dark gray	<a href="http://www.wago.com/221-942">www.wago.com/221-942</a>

Subject to changes. Please also observe the further product documentation!

**Item no.: 221-942/000-006**

Jumper; for conductor entry; 2-way; insulated; blue

[www.wago.com/221-942/000-006](http://www.wago.com/221-942/000-006)

## Mounting adapter

### Mounting accessories

**Item no.: 221-500**

Mounting carrier; 221 Series - 4 mm²; for DIN-35 rail mounting/screw mounting; orange

[www.wago.com/221-500](http://www.wago.com/221-500)
**Item no.: 221-505**

Mounting carrier; for 5-conductor terminal blocks; 221 Series - 4 mm²; for screw mounting; white

[www.wago.com/221-505](http://www.wago.com/221-505)
**Item no.: 221-505/000-004**

Mounting carrier; for 5-conductor terminal blocks; 221 Series - 4 mm²; for screw mounting; black

[www.wago.com/221-505/000-004](http://www.wago.com/221-505/000-004)
**Item no.: 221-515/000-004**

Mounting carrier; for 5-conductor terminal blocks; 221 Series - 4 mm²; with snap-in mounting foot for horizontal mounting; black

[www.wago.com/221-515/000-004](http://www.wago.com/221-515/000-004)
**Item no.: 221-525**

Mounting carrier; for 5-conductor terminal blocks; 221 Series - 4 mm²; with snap-in mounting foot for vertical mounting; white

[www.wago.com/221-525](http://www.wago.com/221-525)
**Item no.: 221-515**

Mounting carrier; for 5-conductor terminal blocks; 221 Series - 4 mm²; with snap-in mounting foot for horizontal mounting; white

[www.wago.com/221-515](http://www.wago.com/221-515)
**Item no.: 221-525/000-004**

Mounting carrier; for 5-conductor terminal blocks; 221 Series - 4 mm²; with snap-in mounting foot for vertical mounting; black

[www.wago.com/221-525/000-004](http://www.wago.com/221-525/000-004)
**Item no.: 221-500/000-006**

Mounting carrier; 221 Series - 4 mm²; for DIN-35 rail mounting/screw mounting; blue

[www.wago.com/221-500/000-006](http://www.wago.com/221-500/000-006)
**Item no.: 221-500/000-053**

Mounting carrier; 221 Series - 4 mm²; for DIN-35 rail mounting/screw mounting; dark gray-yellow

[www.wago.com/221-500/000-053](http://www.wago.com/221-500/000-053)

## Downloads

### Documentation

#### Bid Text

221-415	2019 Feb 19	xml	Download
X81 - Datei		3.5 kB	

Subject to changes. Please also observe the further product documentation!

WAGO GmbH & Co. KG  
Hansastr. 27  
32423 Minden  
Phone: +49571 887-0 | Fax: +49571 887-169  
Email: [info.de@wago.com](mailto:info.de@wago.com) | Web: [www.wago.com](http://www.wago.com)

Do you have any questions about our products?  
We are always happy to take your call at +49 (571) 887-44222.



221-415	2019 Jan 23	docx	Download
docx - Datei		15.7 kB	

ausschreiben.de 221-415		URL	Download
-------------------------	--	-----	----------

#### Additional Information

Technical Section		pdf	Download
Technical explanations		2.2 MB	

#### CAD/CAE-Data

##### CAD data

2D/3D Models 221-415		URL	Download
----------------------	--	-----	----------

##### CAE data

EPLAN Data Portal 221-415		URL	Download
---------------------------	--	-----	----------

ZUKEN Portal 221-415		URL	Download
----------------------	--	-----	----------

#### Environmental Product Compliance

##### Compliance Search

Environmental Product Compliance 221-415		URL	Download
--	--	-----	----------

COMPACT Splicing Connector; for all conductor types; max. 4 mm<sup>2</sup>; 5-conductor;  
with levers; transparent housing; Surrounding air temperature: max 85°C (T85); 4,00  
mm<sup>2</sup>; transparent

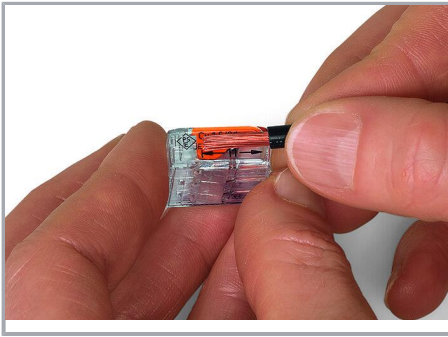
#### Installation Notes

##### Conductor termination


Subject to changes. Please also observe the further product documentation!

WAGO GmbH & Co. KG  
Hansastr. 27  
32423 Minden  
Phone: +49571 887-0 | Fax: +49571 887-169  
Email: [info.de@wago.com](mailto:info.de@wago.com) | Web: [www.wago.com](http://www.wago.com)


Do you have any questions about our products?  
We are always happy to take your call at +49 (571) 887-44222.



Strip conductor to 11 mm (0.43 inch).




Termination: Lift the lever to open the clamping unit and insert a stripped conductor.




Then, lower the lever to close the clamp.


### Application



Wiring fine-stranded conductors in junction boxes.



Custom low-voltage lighting system



Lighting distribution in a ceiling canopy



Pendant light connection in a suspended ceiling

Subject to changes. Please also observe the further product documentation!



COMPACT Splicing Connectors for All  
Conductor Types (4 mm<sup>2</sup>), 221 Series

---


Subject to changes. Please also observe the further product documentation!

---

WAGO GmbH & Co. KG  
Hansastr. 27  
32423 Minden  
Phone: +49571 887-0 | Fax: +49571 887-169  
Email: [info.de@wago.com](mailto:info.de@wago.com) | Web: [www.wago.com](http://www.wago.com)

Do you have any questions about our products?  
We are always happy to take your call at +49 (571) 887-44222.





**Compact, lever-operated splicing connectors:**

Tool-free connection of up to five stripped, fine-stranded conductors from 0.14 ... 4 mm<sup>2</sup>, as well as solid or stranded conductors from 0.2 ... 4 mm<sup>2</sup> (24 ... 12 AWG).

**How they work:**

Pull up an orange lever to open the clamping unit. Then insert the conductor and push the lever back down, flush with the connector housing.

**Safety:**

The lever's specially designed rest position reliably prevents accidental unclamping of a connected conductor.

Application safety, for any type of conductor (solid, stranded, fine-stranded), is confirmed by approvals like ENEC or UL.

Subject to changes. Please also observe the further product documentation!